

ESECUZIONE
ANTIDIFLAGRANTE



CE 0722 Ex II 2GD Ex ed IIC T5/T6 - Ex tD A21 - IP 65

EX
CODE

CERTIFICAZIONE



CESI 00 ATEX 012
GOST R

CERTIFICATE

DIRETTIVA

94/9/CE

DIRECTIVE

NORME

EN 60079-0 - EN 60079-1 - EN 60079-7 - EN 61241-0 - EN 61241-1

STANDARDS

INSTALLAZIONE (secondo le EN 60079.14)

zona 1 - 2 - 21 - 22

(according to EN 60079.14) INSTALLATION

CARATTERISTICHE

Le armature illuminanti per tubi fluorescenti bispina della serie LXB sono indicate per l'utilizzo in zona 1 e 2, in ambienti industriali ove siano richieste caratteristiche di robustezza ed in atmosfere fortemente aggressive.

LXB series lighting fixtures for bi-pin fluorescent tubes are indicated for use in zone 1 and 2, in industrial heavy duty environments and in strongly aggressive atmospheres.

COSTRUZIONE

Custodia in lega di alluminio a basso contenuto di rame.
Tubi di protezione in policarbonato con autoestinguenza garantita VØ (UL 94) resistente ai raggi UV.
Alimentazione standard 110/230V 50/60Hz.
Riflettore in alluminio verniciato bianco.
Portalamпада bispina.
Reattore elettronico ed interruttore di sicurezza.
Viteria inox.
Verniciatura epossidica Ral 7035.
Pressacavo UNI2XE
e tappo in poliamide PLG2IXEP.

CONSTRUCTION

Low copper content aluminium alloy body.
VØ (UL 94) guaranteed self-extinguishing and UV resistant transparent polycarbonate cup.
Standard power supply 110/230V 50/60Hz.
White painted aluminum reflector.
Bi-pin lamp holder.
Electronic ballast and safety switch.
Screws in stainless steel.
Ral 7035 epoxy coating.
Polyamide cable gland UNI2XE
and plug PLG2IXEP.


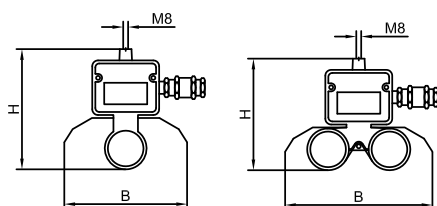


ACCESSORI A RICHIESTA

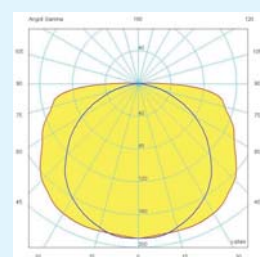
Lampada.
Kit di installazione (a palina, a soffitto e a sospensione).

ACCESSORIES UPON REQUEST

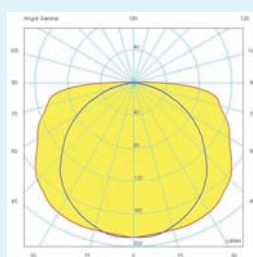
Lamp.
Installation kit (pole, ceiling and suspension mountings).



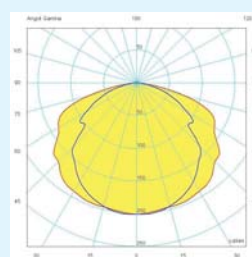
Curve fotometriche



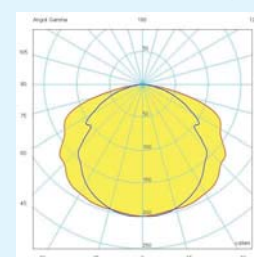
LXB 118 1x18W Fluor.



LXB 136 1x36W Fluor.



LXB 218 2x18W Fluor.



LXB 236 2x36W Fluor.

Photometric Diagram

Codice Code	Dimensioni mm Dimension mm				Tipo di reattore Type of ballast	Lampade Lamps n°	Alimentazione Supply	Watt Watt	Peso Weight Kg	Prezzo Price
	A	B	H	A1						
LXB-118	730	190	195	650	elettronico electronic	1	110/230 V 50/60 Hz.	18	9,00	
LXB-136	1338	190	195	1258	elettronico electronic	1	110/230 V 50/60 Hz.	36	10,50	
LXB-218	730	240	182	650	elettronico electronic	2	110/230 V 50/60 Hz.	18	11,00	
LXB-236	1338	240	182	1258	elettronico electronic	2	110/230 V 50/60 Hz.	36	12,50	

Nota:
a richiesta modelli con tubi in vetro temperato (cod. LXB-...V)

Note:
products with tempered glass tubes on request (cod. LXB-...V)