

ESECUZIONE
ANTIDEFAGRANTE



CE 0722 II 2GD Ex d IIB Ex tD A21 IP 66/67

EX
CODE



CESI 99 ATEX 034U (Elfit)



IECEx CES 10.0002U



(AUSTRALIAN - GOST R)

DIRETTIVA

94/9/CE

DIRECTIVE

NORME

EN 60079-0 - EN 60079-1 - EN 61241-1 - EN 61241-0

STANDARDS

INSTALLAZIONE (secondo le EN 60079.14)

zona 1 - 2 - 21 - 22

(according to EN 60079.14) INSTALLATION

CARATTERISTICHE

Raccordi in IIB composti da 3 pezzi per consentire una rotazione indipendente e per permettere il collegamento tra tubi di collegamento di un impianto elettrico, cassette o diverse apparecchiature in un sistema antideflagrante.

- Serie BFF (femmina/femmina)
- Serie BMF (maschio/femmina)
- Serie BMM (maschio/maschio)

CONSTRUZIONE

Acciaio zincato.
Filettatura ISO7/1.

ACCESSORI A RICHIESTA

Altre filettature.
Altri materiali.



FEATURES

Three pieces unions for gas group IIB enable an independent rotation and the connection between pipes of an electrical equipment and enclosures or different devices of an explosion-proof equipment.

- BFF series (female/female)
- BMF series (male/female)
- BMM series (male/male)

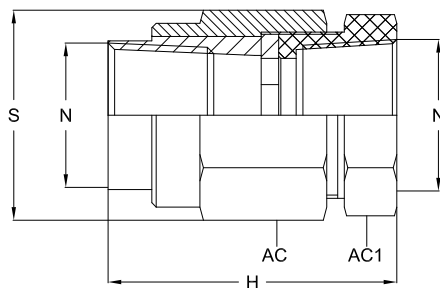
CONSTRUCTION

Galvanised steel.
ISO7/1 thread.

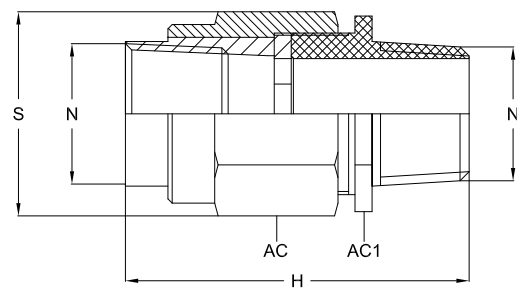
ACCESSORIES UPON REQUEST

Other materials.
Other threads.

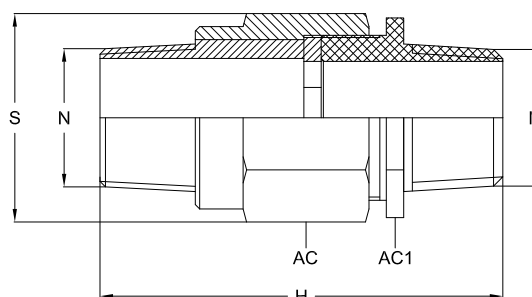
BFF



BMF



BMM



Codice Code	Filettatura Thread N	H	Dimensioni Dimensions			Peso Weight Kg	Prezzo Price
			S	AC	AC1		
BFF1G	1/2"	46	35	30	27	0,125	
BFF2G	3/4"	46	40	35	32	0,150	
BFF3G	1"	56	48	42	40	0,235	
BFF4G	1 1/4"	63	60	55	59	0,640	
BFF5G	1 1/2"	66	75	70	67	0,960	
BFF6G	2"	66	90	84	77	1,220	
BFF7G	2 1/2"	71	117	108	99	2,240	
BFF8G	3"	71	132	121	108	2,600	
BFF10G	4"	86	152	145	135	3,700	
BMF1G	1/2"	58	35	30	27	0,150	
BMF2G	3/4"	58	40	35	32	0,185	
BMF3G	1"	70	48	42	40	0,300	
BMF4G	1 1/4"	87	60	55	59	0,760	
BMF5G	1 1/2"	87	75	70	67	1,000	
BMF6G	2"	87	90	84	77	1,400	
BMF7G	2 1/2"	98	117	108	99	2,350	
BMF8G	3"	98	132	121	108	2,800	
BMF10G	4"	112	152	145	135	4,160	
BMM1G	1/2"	86	35	30	27	0,175	
BMM2G	3/4"	86	40	35	32	0,230	
BMM3G	1"	99	48	42	40	0,350	
BMM4G	1 1/4"	115	60	55	59	0,910	
BMM5G	1 1/2"	115	75	70	67	1,220	
BMM6G	2"	115	90	84	77	1,620	
BMM7G	2 1/2"	126	117	108	99	2,900	
BMM8G	3"	126	132	121	108	3,350	
BMM10G	4"	150	152	145	135	5,160	